

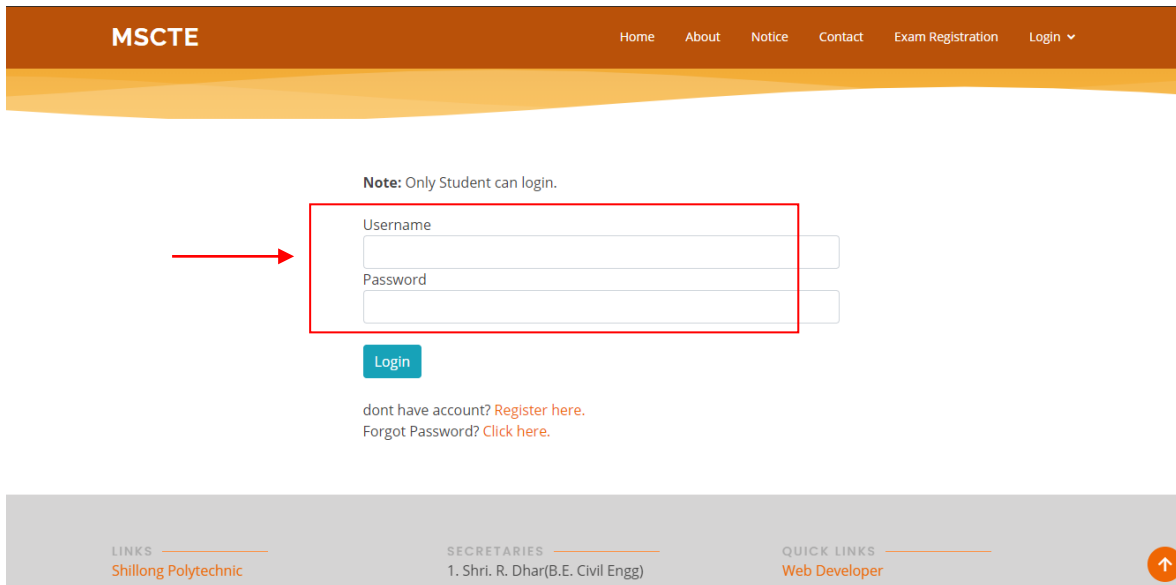
# EXAM REGISTRATION JOWAI POLYTECHNIC, JOWAI

## How to use?

- Go to Login tab and choose Student Login.



- Login with your credentials or register first if not yet registered.



- Fill all the required fields.
- Click Register button to proceed for your registration.

**MSCTE** Home About Notice Contact Exam Registration Login

**NOTE:** Dont register more than one time, contact Admin or Examsuperintendent if encounter error.

**Only Student can Register.**

Full Name \*

Choose Polytechnic \*

Choose Department \*

Exam Roll No. \*Enter numbers only

20000

Username \*

Password \*

Confirm Password \*

Register

Already have an account? [Login here.](#)  
Forgot Password? [Click here.](#)

- Input your valid number phone.

**MSCTE** Exam-Registration Admit-Card Application-Form Payment Setting

Insert Your Valid Phone No. Badpherlang Nongdhar | status: Online

Phone No. \*

+91

Submit

Note: Without submitting your phone no. you cannot fill the application form

2 Semester

3 Semester

Date of Exam to be held \*

dd-mm-yyyy

BRANCH OF ENGINEERING

ARCHITECTURE ASSISTANTSHIP

Applying As Regular Backlog \*

REGULAR BACKLOG

NAME OF THE CANDIDATE

BADPHERLANG NONGDCHAR

- Click submit.
- By default your landing page will bear the following guidelines, read the guidelines carefully and checked the checkbox button to disabled the guideline.

**Guidelines for Registration on EXAM REGISTRATION \***

- Before initiating the registration process, students are advised to keep the following documents handy:
  - Last exam Marksheet.
  - Photo image accepted only (jpg,jpeg,png) format which is less than 200kb.
  - Do the payment first before starting filling the form.
  - Students should insert a correct DUD reference no. and upload a soft copy of SBI Collect Receipt.
  - Students should fill with his/her correct information.
  - Students should upload with a proper photo passport size wearing institute uniform with white background, else if found his/her application will be rejected.
  - After filling the form students should cross-check/verify the application form before final submit.
  - If recorection of the application is required click 'update button' in preview page.
  - Once final submit the application form cannot be editable anymore.


I have read and understood the guidelines for registration.

dd-mm-yyyy

BRANCH OF ENGINEERING: ARCHITECTURE ASSISTANTSHIP

NAME OF THE CANDIDATE: BADPHERLANG NONGDCHAR

- Fill all the required fields in the application form.

MSCTE Exam-Registration Admit-Card Application-Form **Payment** Setting 

MEGHALAYA STATE COUNCIL FOR TECHNICAL EDUCATION  
JOWAI  
APPLICATION FORM FOR APPEARING DIPLOMA EXAMINATION

CURRENT SEMESTER APPEARING \* BACKLOG SEMESTER APPEARING

Choose Examination Choose Examination

1 Semester  
2 Semester  
3 Semester

Date of Exam to be held \* dd-mm-yyyy

BRANCH OF ENGINEERING: ARCHITECTURE ASSISTANTSHIP NAME OF THE CANDIDATE: BADPHERLANG NONGDCHAR

FATHER'S NAME \* MOTHER'S NAME \*

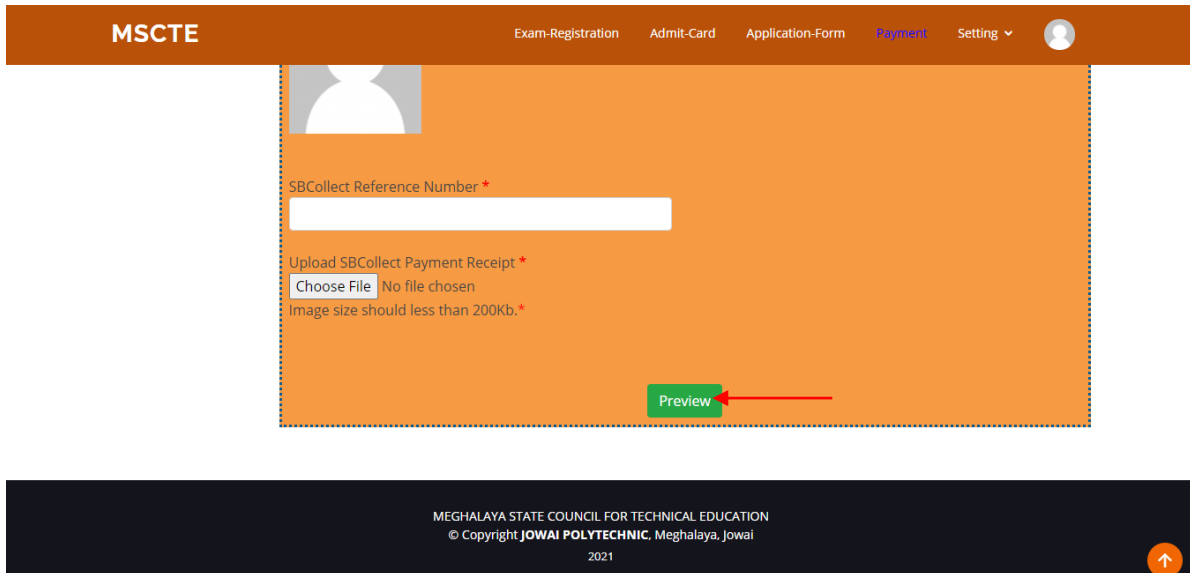
LEGAL GUARDIAN'S NAME, if parent not alive SEX \* DATE OF BIRTH \*

Choose Sex dd-mm-yyyy

- All required files i.e last exam marksheet, passport size photo, sbcollect receipt should less or equal to 200kb.
- Files format accepted are as follow:-
  1. Last exam marksheet: **jpg, jpeg, png, pdf.**
  2. Passport size photo: **jpg, jpeg, png.**
  3. Sbcollect receipt: **jpg, jpeg, png, pdf.**
- For a backlog students who have more than one semester for the last exam appeared he/she should upload both the last

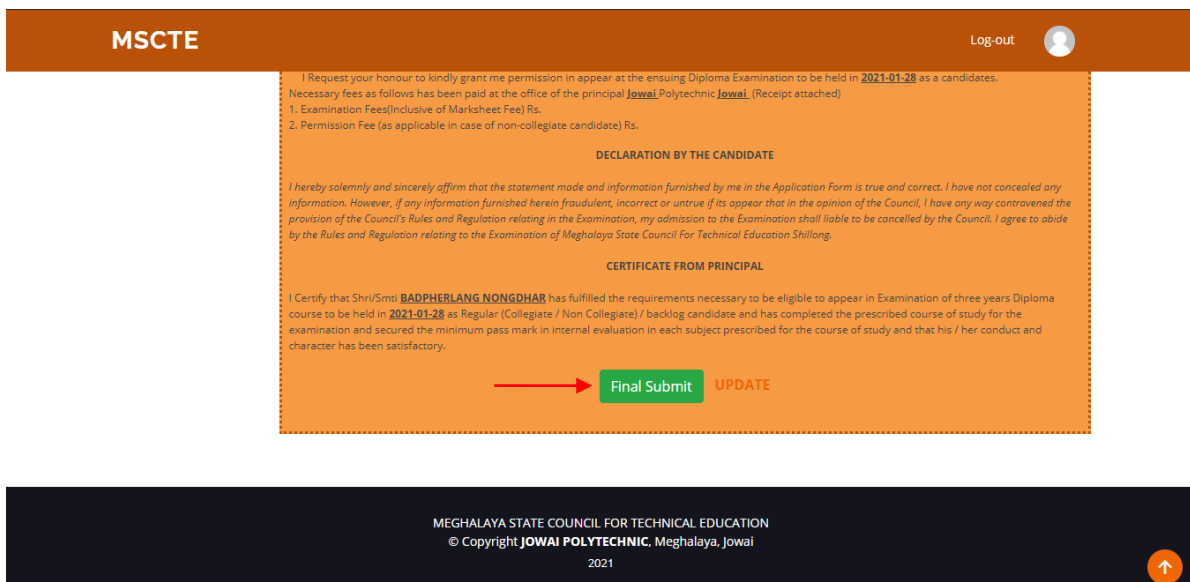
exam marksheet by combine the marksheet using scanner and make it as one file i.e pdf .

- Click preview button to preview the data before final submit.



The screenshot shows the MSCTE application form interface. At the top, there is a navigation bar with the MSCTE logo and links for Exam-Registration, Admit-Card, Application-Form, Payment, and Setting. Below the navigation bar, there is a profile picture placeholder. The main form area contains a text input field for 'SBCollect Reference Number', an 'Upload SBCollect Payment Receipt' section with a 'Choose File' button and a note that the image size should be less than 200Kb, and a green 'Preview' button. A red arrow points to the 'Preview' button.

- Crosschecked all the data before final submit or click update button if required to re-correct the data.



The screenshot shows the MSCTE application form interface. At the top, there is a navigation bar with the MSCTE logo and a 'Log-out' button. Below the navigation bar, there is a profile picture placeholder. The main form area contains a declaration section with the following text: 'I Request your honour to kindly grant me permission in appear at the ensuing Diploma Examination to be held in 2021-01-28 as a candidates. Necessary fees as follows has been paid at the office of the principal Jowai Polytechnic Jowai. (Receipt attached) 1. Examination Fees(Inclusive of Marksheet Fee) Rs. 2. Permission Fee (as applicable in case of non-collegiate candidate) Rs. DECLARATION BY THE CANDIDATE I hereby solemnly and sincerely affirm that the statement made and information furnished by me in the Application Form is true and correct. I have not concealed any information. However, if any information furnished herein fraudulent, incorrect or untrue if its appear that in the opinion of the Council, I have any way contravened the provision of the Council's Rules and Regulation relating in the Examination, my admission to the Examination shall liable to be cancelled by the Council. I agree to abide by the Rules and Regulation relating to the Examination of Meghalaya State Council For Technical Education Shillong. CERTIFICATE FROM PRINCIPAL I Certify that Shri/Smta BADPHERLANG NONGDHAR has fulfilled the requirements necessary to be eligible to appear in Examination of three years Diploma course to be held in 2021-01-28 as Regular (Collegiate / Non Collegiate) / backlog candidate and has completed the prescribed course of study for the examination and secured the minimum pass mark in internal evaluation in each subject prescribed for the course of study and that his / her conduct and character has been satisfactory.' At the bottom of the form, there are two buttons: 'Final Submit' and 'UPDATE'. A red arrow points to the 'Final Submit' button.

- Once you have uploaded the application you will be redirected to your application form in which you can print it.

(Signature of the Candidate)

**CERTIFICATE FROM PRINCIPAL**

I Certify that Shri / Smti BADPHERLANG NONGDHAR has fulfilled the requirements necessary to be eligible to appear in 1 SEMESTER Examination of three years Diploma course to be held in 2021-01-28 as Regular (Collegiate / Non Collegiate) / backlog candidate and has completed the prescribed course of study for the examination and secured the minimum pass mark in internal evaluation in each subject prescribed for the course of study and that his / her conduct and character has been satisfactory.

Principal  
Seal of the Institution

**FOR OFFICE USE**

Allowed / Disallowed to appear \_\_\_\_\_ if disallowed reason for disallowing \_\_\_\_\_

Signature of Secretary  
Meghalaya State Council for Technical Education  
Shillong

Examination Roll No. as per Admit Card. \_\_\_\_\_

Signature of dealing Assistant

Date: \_\_\_\_\_



- Once you have print the application form click the close button and it will direct you to your main dashboard.

**MSCTE**
Exam-Registration   Admit-Card   Application-Form   Payment   Setting ▼

👤 Badpherlang Nongdhar | status: Online

You have successfully uploaded the application form

Editable form will be activate till last date.

1. Click Setting
2. Click Edit Application Form

MEGHALAYA STATE COUNCIL FOR TECHNICAL EDUCATION  
 © Copyright **JOWAI POLYTECHNIC**, Meghalaya, Jowai  
 2021

- Admit card will be available only after issued by exam superintendent.

**MSCTE**
Exam-Registration   **Admit-Card**   Application-Form   Payment   Setting ▼

👤 Badpherlang Nongdhar | status: Online

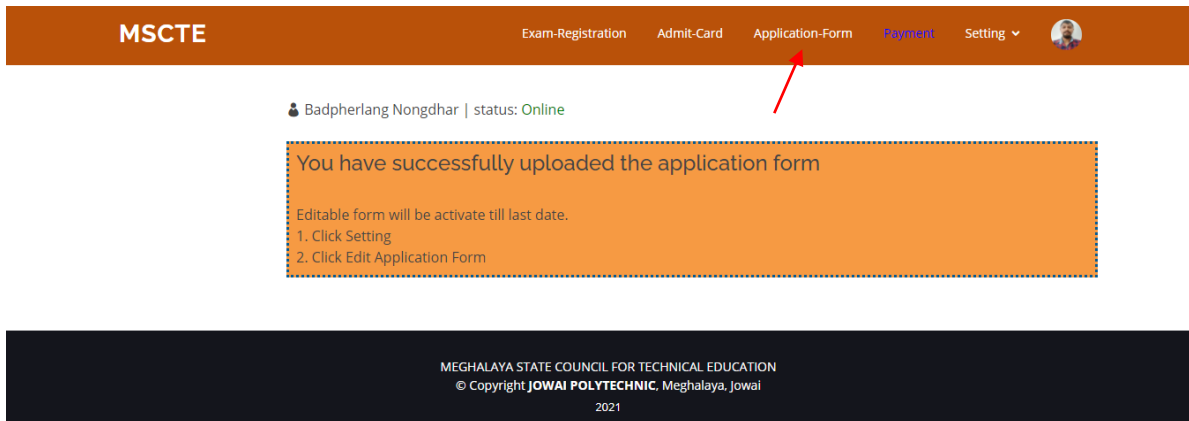
You have successfully uploaded the application form

Editable form will be activate till last date.

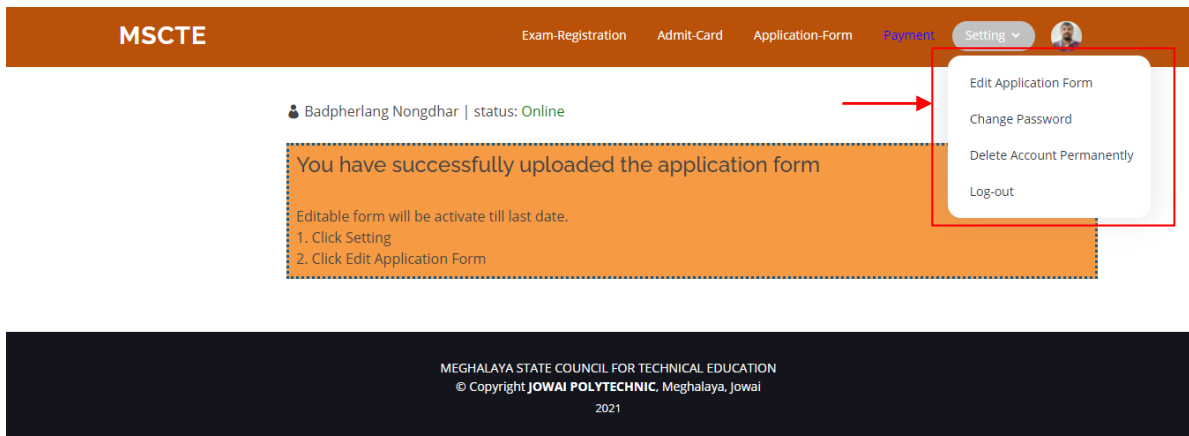
1. Click Setting
2. Click Edit Application Form

MEGHALAYA STATE COUNCIL FOR TECHNICAL EDUCATION  
 © Copyright **JOWAI POLYTECHNIC**, Meghalaya, Jowai  
 2021

- Reprint the application form if required from application tab.



- From setting tab you can choose:-
  1. Edit application form
  2. Change password
  3. Delete account permanently
  4. Logout



- Edit application form will be activate till last date of exam registration.
- You can edit the application form if required.

\*\*\*\*\*JOWAI POLYTECHNIC\*\*\*\*\*